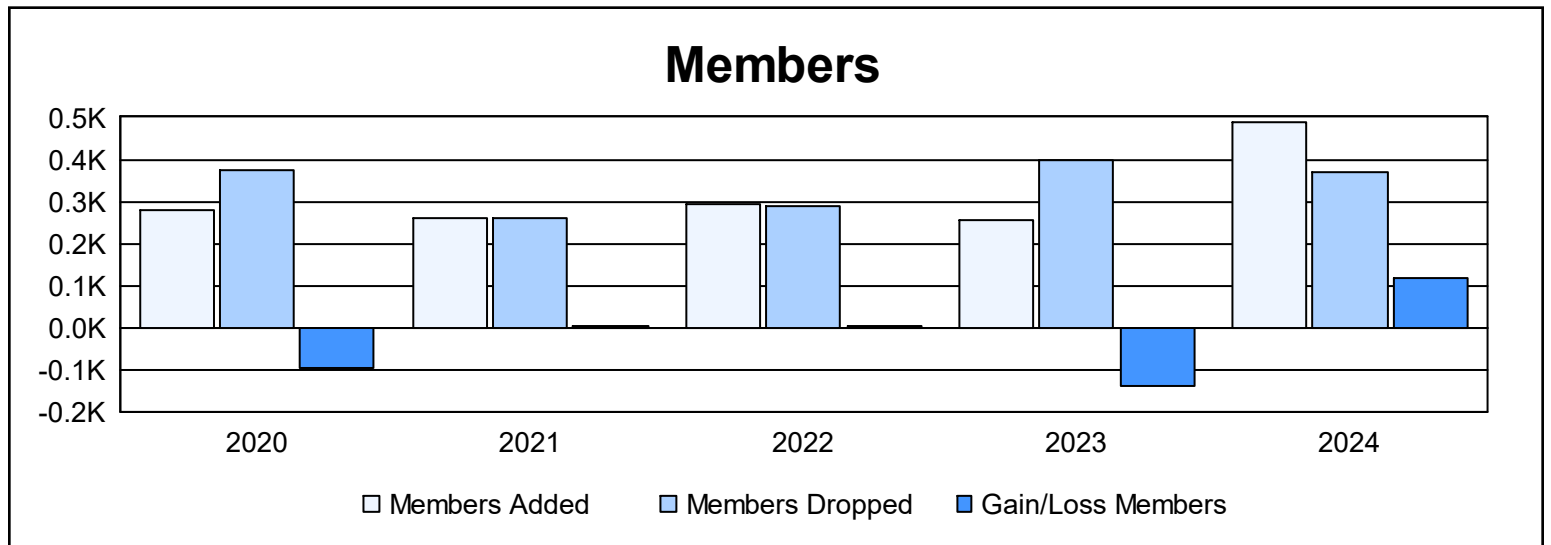
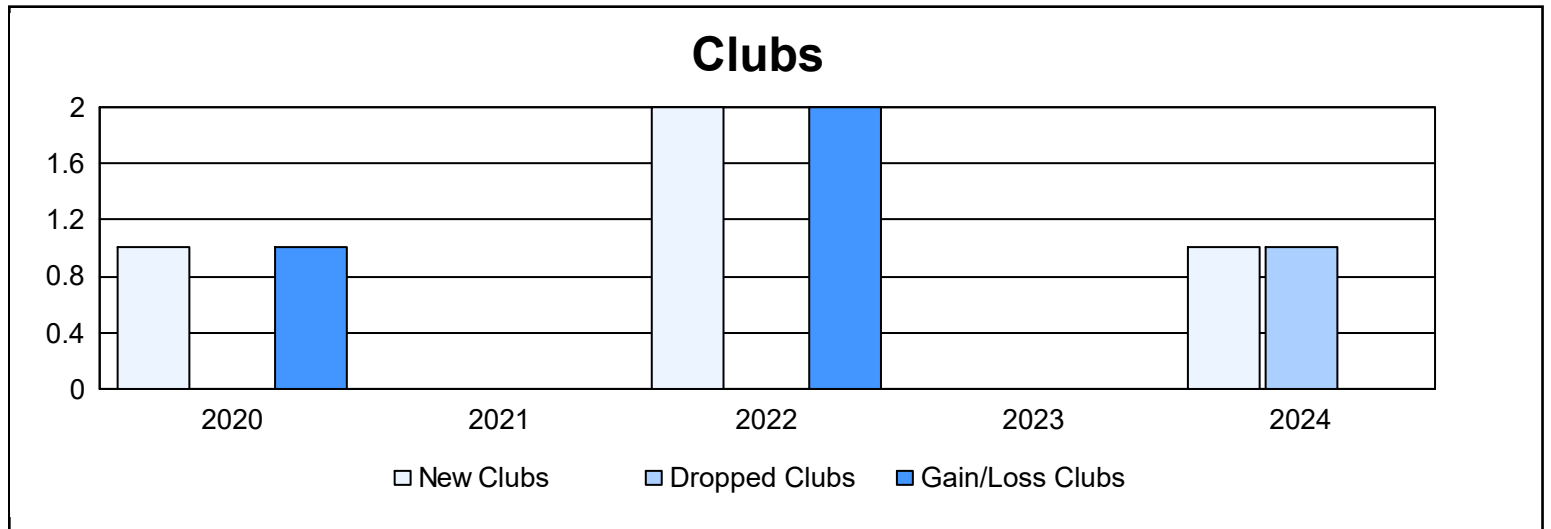
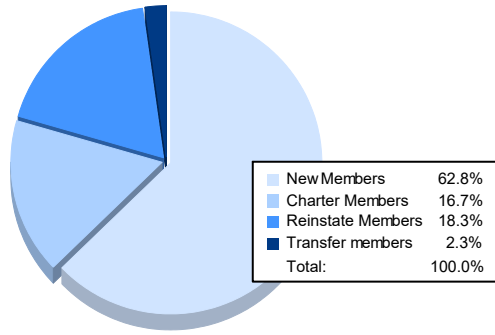


Year	New Clubs	Dropped Clubs	Gain/ Loss Clubs	New Members	Charter Members	Reinstate Members	Transfer Members	Total Member Added	Total Members Dropped	Gain/ Loss Members
2019-2020	1	0	1	206	37	20	15	278	375	-97
2020-2021	0	0	0	232	6	16	8	262	259	3
2021-2022	2	0	2	204	67	14	8	293	288	5
2022-2023	0	0	0	216	6	30	5	257	397	-140
2023-2024	1	1	0	305	81	89	11	486	368	118
<b>Average</b>	<b>1</b>	<b>0</b>	<b>1</b>	<b>233</b>	<b>39</b>	<b>34</b>	<b>9</b>	<b>315</b>	<b>337</b>	<b>-22</b>



### Membership Composition June 2024 Cumulative



### Gender Composition June 2024 Cumulative

